
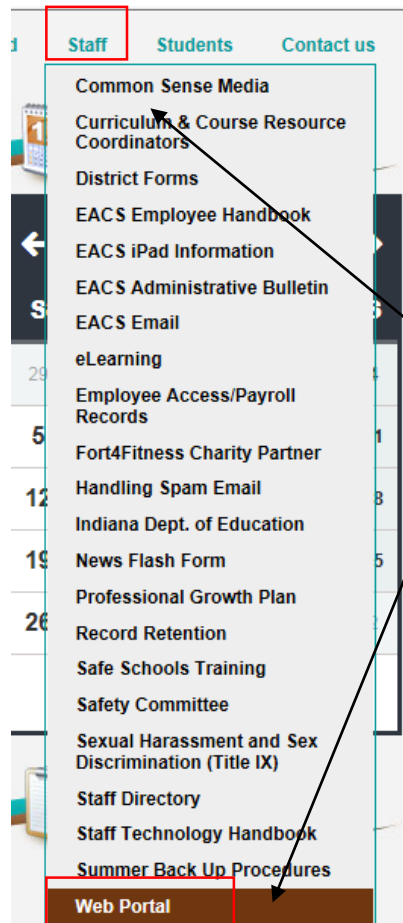


National Geographic

NG Connect Tutorial





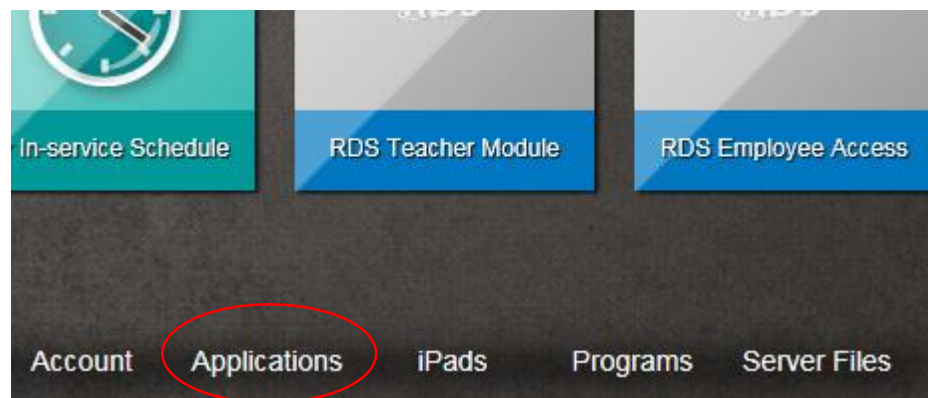
Login to **WebPortal**
with Novell credentials

Staff - Webportal


A yellow rectangular box representing a login form. At the top left, the word 'Login' is written in bold blue text. Below it, there are two input fields. The first is labeled 'Username' in blue text and contains the text 'klhuffman'. The second is labeled 'Password' in blue text and contains a series of dots, indicating a masked password. To the right of the password field is a small icon of an eye. Below these fields is a blue button with the text 'Log In' in white. A red circle is drawn around the entire login form area. A black arrow points from the right side of the image towards the red circle.

Type **Username & Password**

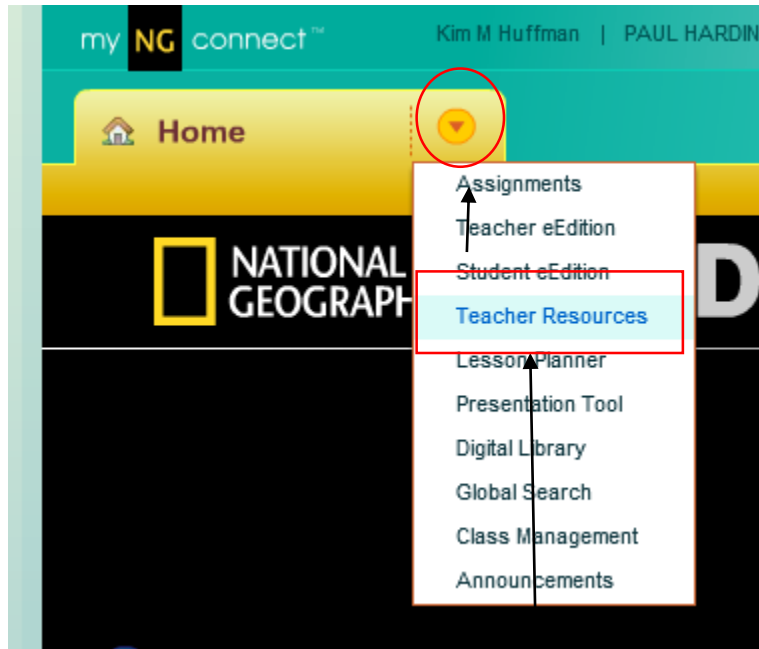
Login



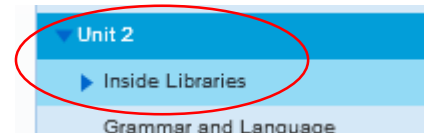
Click on **Applications**



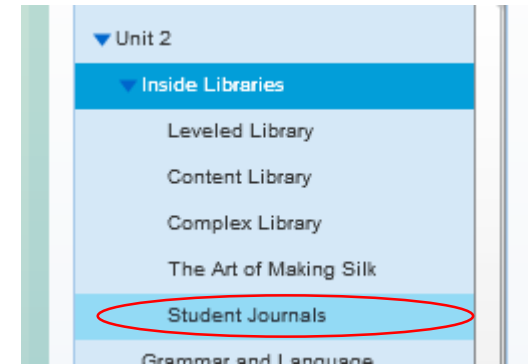
Click on **National Geographic**



Click on drop down menu, select
Teacher Resources



Select **Unit** to expand, select
Inside Libraries (an example of
how to make an assignment)



Select **Student Journals**

Resource Type	Title	User
Planning and Learning Tools	Any Small Goodness by Tony Johnston	Student
Library Student Journals	Elena by Diane Stanley	Student
Planning and Learning Tools	Who's Got Game? by Toni and Slade Morrison	Student

Click on **Resource Type**

[Unit 2](#) > [Inside Libraries](#) > [Student Journals](#)

[◀ Back to Resource List](#)

Any Small Goodness by Tony Johnston

Resource Type:

Planning and Learning Tools

User:

Add to Assignment

Add to Lesson Plan

Download

Click **Add to Assignment**

Add to Assignment

Instructions: Click an assignment title to add this resource.
Click the Create Assignment button to add a new assignment.

◀ 11/13/2017 - 11/17/2017 ▶

Create Assignment

Assignment Title	Start Date	Due Date

Left click on **Create Assignment**

Add Assignment

1 Add Details (required) > 2 Select Students > 3 Add Resources

Title: Test Assignment

Description: Do Not Complete.

Start: 11/14/2017 **Due:** 11/15/2017

Cancel Next

Type **Title & Description**

Select **Start & Due Date** (must select)

Click **Next**

Add Assignment

1 Add Details (required)

>

2 Select Students

>

3 Add Resources

Class Roster

Check one or more boxes and click Add to add students to the Assignment Roster

<input type="checkbox"/> Student
<input checked="" type="checkbox"/> Bai Ah
<input checked="" type="checkbox"/> Da Ar
<input type="checkbox"/> Da Twa
<input type="checkbox"/> Dar Zaw
<input type="checkbox"/> Kan A
<input type="checkbox"/> Lar K Ree Moo
<input type="checkbox"/> Ma O
<input type="checkbox"/> Tway Aung

Add

Remove

Assignment Roster

Check one or more boxes and click Remove to remove students from the Assignment Roster

<input type="checkbox"/> Student

Cancel

Previous

Next

Select **Students**, click **Add**

Click **Next**



Teacher Resources

Unit 3 > Inside Libraries > Student Journals

[Back to Resource List](#)

El Güero by Elizabeth Borton de Treviño

Resource Type:
Library Student Journals

User:
Student

Add to Assignment

Add to Lesson Plan

Download

Click **Add to Assignment**

Add Assignment

1 Add Details (required) > 2 Select Students > 3 Add Resources

Resources ⓘ

El Güero by Elizabeth Borton de Treviño	X

- [Teacher Resources](#)
- [Digital Library](#)
- [Add Web Links](#)
- [Global Search](#)

You can also select other resources to add

Click **Save & Close**

Cancel

Previous

Save & Close